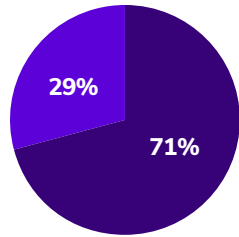




CALIFORNIA WESTERN SCHOOL OF LAW / San Diego

California Western Employment Summary*

CLASS OF 2021



Employment by Sector

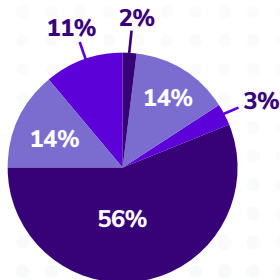
Private Sector: 71%
Public Sector: 29%

SALARIES FOR EMPLOYED GRADUATES[^]

Private Practice – Average Salary: \$82,643
Public Sector – Average Salary: \$72,006

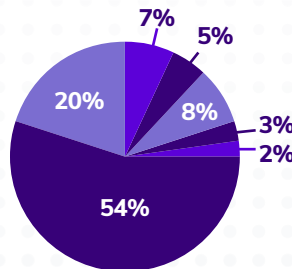
[^] Salary figures are voluntarily self-reported and are not provided by all respondents. Salary data reflects full-time, long-term positions only, and does not include data for those self-employed. A minimum of five salaries is required for each salary analysis.

Employment Categories



Education: 2%
Business: 14%
Judicial Clerkship: 3%
Private Practice: 56%
Government: 14%
Public Interest: 11%

Size of Law Firm (By # of Attorneys)



1-10: 54%
11-25: 20%
26-50: 7%
51-100: 5%
100-250: 8%
501+: 3%
Solo Practitioner: 2%



California Western School of Law encourages prospective law students to review our complete Class of 2021 ABA and NALP employment reports. Please visit these links below to see the complete reports.

https://www.cwsl.edu/files/careers/employment_statistics/nalp_summary_report_2021.pdf
https://cwsl.edu/files/careers/employment_statistics/aba_summary_report_2021.pdf

* Employment data is voluntarily self-reported. These summary figures are based on the 98.5% of the Class of 2021 whose employment data is reported and known. This Data Summary covers graduates of the Class of 2021 who were employed as of the American Bar Association's March 15, 2022 employment reporting deadline and does not reflect the employment of Class of 2021 graduates who secured positions after that date.